



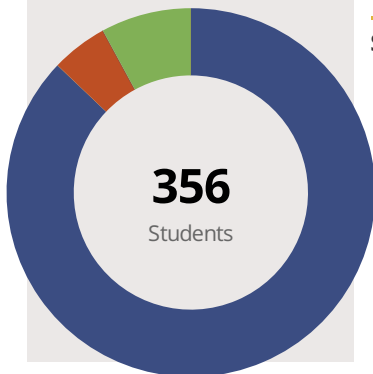
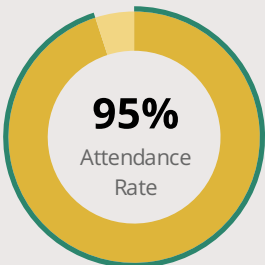
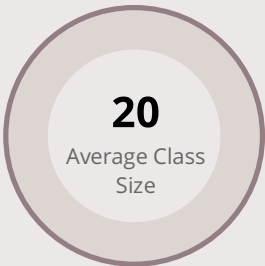
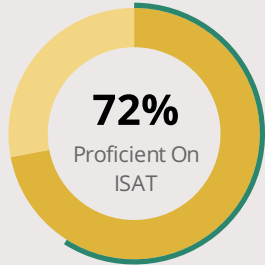
# GRANT PARK ELEM SCHOOL

PO BOX 549 GRANT PARK, IL 60940 0549 (815) 465-2183

Grades: P-8  
District: GRANT PARK CUSD 6

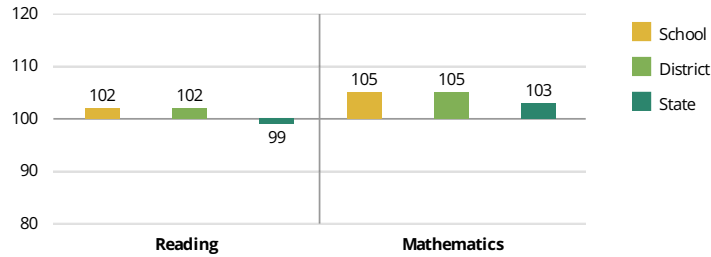
Principal: Ms.Tracy Planeta  
Superintendent: Dr.John Palan

## FAST FACTS



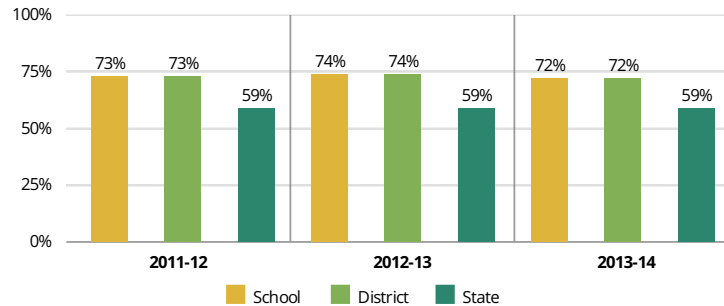
## Academic Growth

To measure the amount of academic growth a school's students demonstrate, Illinois compares students' performance on the ISAT from one year to the next. Scores over 100 indicate that students are improving relative to their grade level, for example by moving from Below Standards to Meets Standards.



## Academic Success

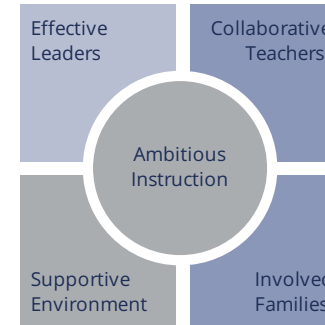
The percentage of students who meet or exceed standards on the Illinois Standards Achievement Test (ISAT).



## Student Characteristics

White	88%	Low Income	34%
Black	0%	English Learners	0%
Hispanic	5%	With Disabilities	14%
Asian	0%	Homeless	3%
American Indian	0%		
Two or More Races	8%		
Pacific Islander	0%		

## School Environment



The **5Essentials Survey** allows students in grades 6-12 and all teachers to share their perspectives on essential conditions for learning. The anonymous survey consists of 5 components.

- Most implementation
- More implementation
- Average implementation
- Less implementation
- Least implementation
- Not Applicable/Low Response

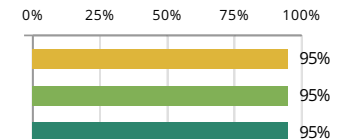
### Response Rates

Students	43%
Teachers	71%

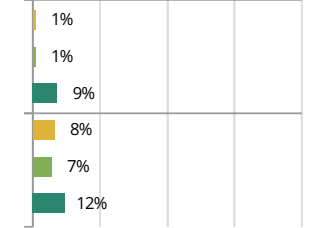
- Less** Effective Leaders  
Do principals and teachers implement a shared vision for success?
- Average** Collaborative Teachers  
Do teachers collaborate to promote professional growth?
- Ambitious Instruction  
Are the classes challenging and engaging?
- Supportive Environment  
Is the school safe, demanding, and supportive?
- Average** Involved Families  
Does the entire staff build strong external relationships?

## Student Attendance and Mobility

**Attendance Rate**  
Rate at which students are present, not including excused or unexcused absences



**Chronic Truancy Rate**  
Percentage of students who have been absent without valid reasons for 5% or more of regular school days



**Student Mobility**  
Percentage of students who transfer in or out of the school during the school year, not including graduates





# GRANT PARK ELEM SCHOOL

## School Highlights

### Academic Courses

English, Reading, Math, Science, Geography, Social Studies, Computer, Library, Band, Choir, Art, Pre-Algebra, 8th Grade Algebra, Summer School, Title 1 Programs

### Physical Education, Health and Wellness

Physical Education, Health Education Courses, Social Emotional Learning (SEL), Slick Tracy (Drugs/Alcohol Awareness), Life Education (Students visit the van and learn about various SEL topics)

### Other Programs and Activities

Family Nights, Parent/Teacher Organization (PTO), Drama/Theatre, Chess Club, Math Club, Scholastic Bowl, National Junior Honor Society, Student Council, Spelling Team, Student of the Month, Rtl (Tier 1,2,&3), Data Team Meetings

### School Awards

2013 8th Grade Girl's Basketball Reginal Champs., 2014 7th Grade Girl's Volleyball Regional Champs., 8th Grade Girls Volleyball Regional, Sectional Champs, Sweet 16 & Elite 8., 2014 7th Boy's Track Sectional - 2nd Place., 8th Grade Girl's Track Sevntional 3rd Place., 2014 Chess(State) - 4th Place., 2014 Bowling (State) 13th Place indiv. finisher

### Career Development Courses and Programs

### Athletics

Boy's Baseball, Boy's Basketball, Boy's Bowling, Boy's Track & Field, Girl's Basketball, Girl's Bowling, Girl's Softball, Girl's Track & Field, Girl's Volleyball, Cheerleading, Intramural Sports

### School Personnel Resources

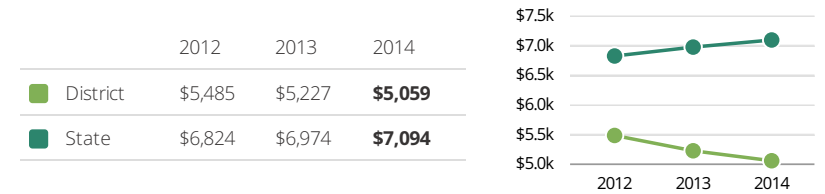
Occupational Therapist, Physical Therapist

### Facilities

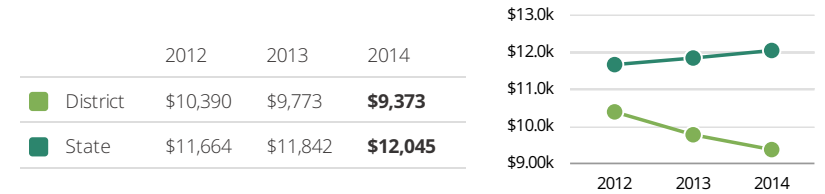
Computer Labs, Art Room, Choral Room, Band Room, Main Gym (M.S.), Box Gym (E.S.), Main Gym (E.S.) Stage for theatrical and music performances

## District Finance

**Instructional Spending per Pupil** includes only the activities directly dealing with the teaching of students or the interaction between teachers and students.



**Operational Spending per Pupil** includes all costs for overall operations in this school's district, including Instructional Spending, but excluding summer school, adult education, capital expenditures, and long-term debt payments.



## Educator Measures

In the last six years, **1 principal(s)** have led this school. In the last three years, an average of **88% of teachers** return to this school from one year to the next.

Measures of teacher attendance and proficiency will be added to this report in 2015.

## FOR MORE INFORMATION

Visit [IllinoisReportCard.com](http://IllinoisReportCard.com) to see additional details about each item of information for this school. There you will find charts spanning multiple years, detailed explanations, resources, more of the school's programs and activities, and powerful tools that let you dig deeper into data.

Most of this data has been collected by ISBE from school districts through data systems. Some information, such as the School Highlights, is entered directly by principals and can be updated throughout the year.